

MAKE YOUR OWN DECORATIONS - 1.

These Christmas Decorations are easy to make and great fun too.

What you'll need:

- A piece of coloured paper 11cm high and quite long
- Scissors
- Pencil

1. Paper

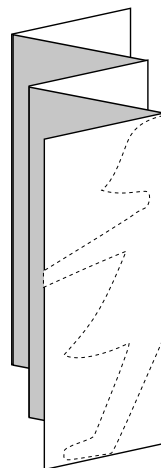
Take the piece of paper and fold it zig-zag style. Each panel should be 4cm wide. Cut off any excess

2. Template

Cut out one of the templates below & trace it on the first panel. Make sure the solid line is on the fold and not the edge.

3. Scissors

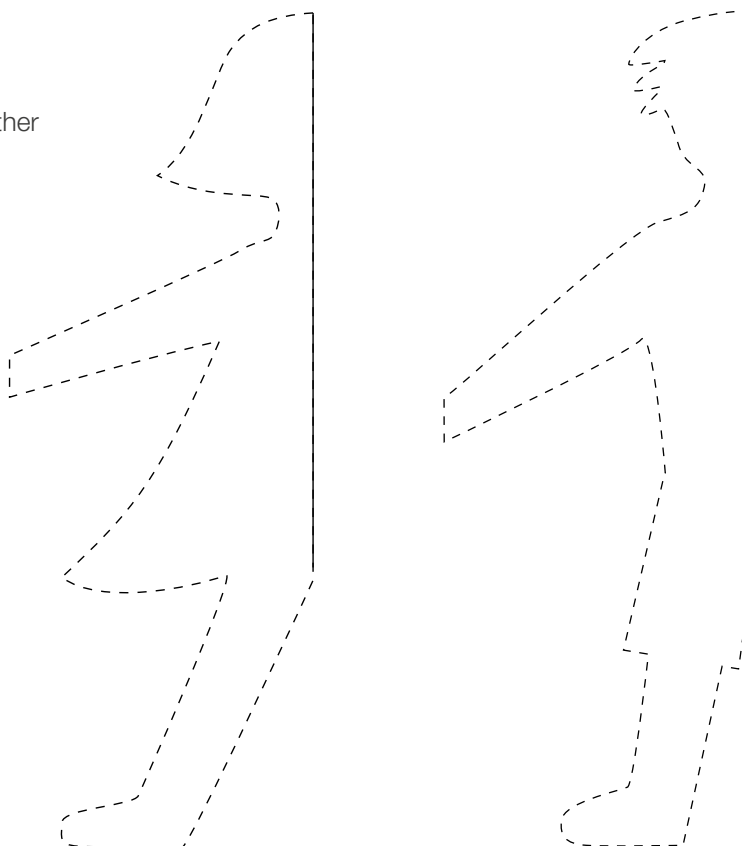
Get cutting. When finished, unfold the decoration.



Tip

- You could write the names of your family on each character.
- You can make more and tape them together to create a very long decoration.
- Don't use too heavy paper as it makes it hard cutting it when folded.

Merry Christmas!



MAKE YOUR OWN DECORATIONS - 2.

These Christmas Decorations are easy to make and great fun too.

What you'll need:

- A piece of coloured paper 11cm high and quite long
- Scissors
- Pencil

1. Paper

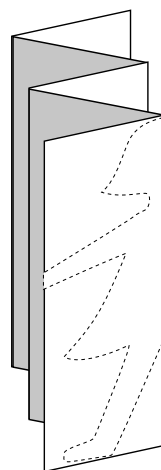
Take the piece of paper and fold it zig-zag style. Each panel should be 4cm wide. Cut off any excess

2. Template

Cut out one of the templates below & trace it on the first panel. Make sure the solid line is on the fold and not the edge.

3. Scissors

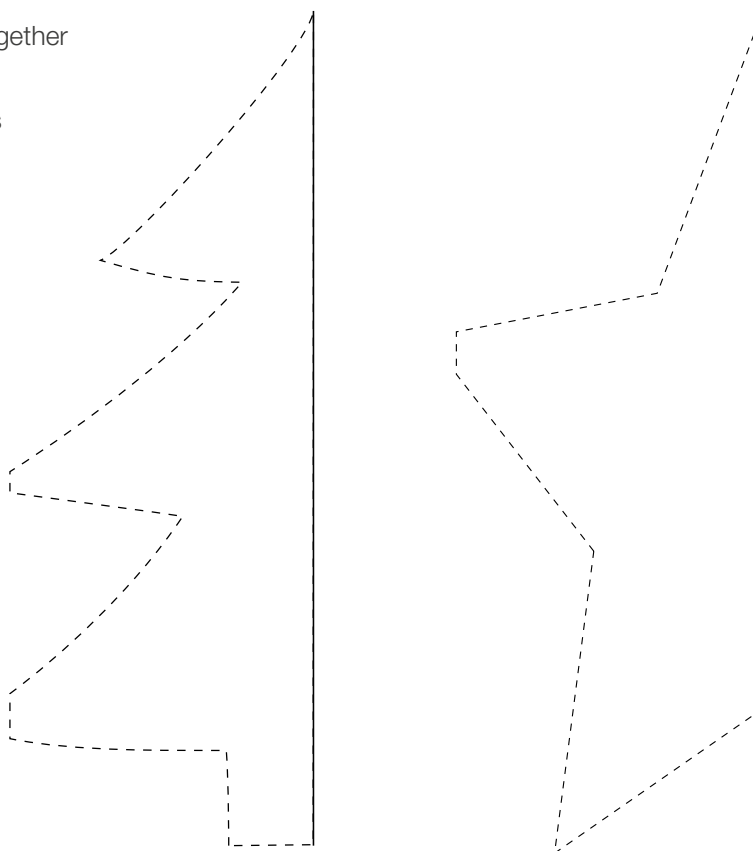
Get cutting. When finished, unfold the decoration.



Tip

- You can make more and tape them together to create a very long decoration.
- Don't use too heavy paper as it makes it hard cutting it when folded.

Merry Christmas!



MAKE YOUR OWN DECORATIONS - 3.

This one is a bit more of a challenge, but still easy to make and great fun too.

What you'll need:

- A piece of coloured paper 11 cm high and quite long
- Scissors
- Pencil

1. Paper

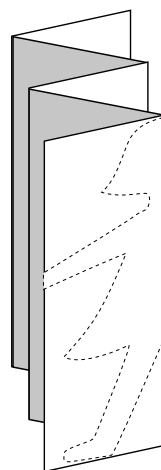
Take the piece of paper and fold it zig-zag style. Each panel should be 9cm wide. Cut off any excess

2. Template

Cut out the template below & trace it on the first panel. Make sure the solid line is on the fold and not the edge.

3. Scissors

Get cutting. When finished, unfold the decoration.



Tip

- You can make more and tape them together to create a very long decoration.
- Don't use too heavy paper as it makes it hard cutting it when folded.

Merry Christmas!

